

# VT De Lisle America Fund US\$ Units

September 2019

 DE  
LISLE  
PARTNERS

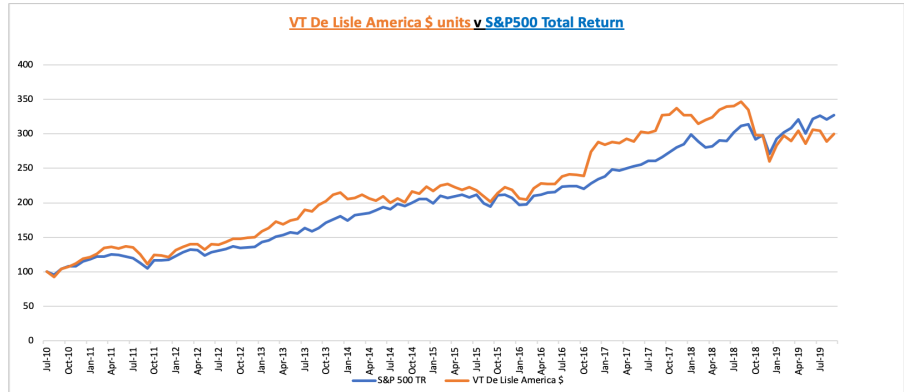
## Fund Information

Portfolio Manager	Richard de Lisle
Launch Date	06/08/10
Fund Size	£33.123m
No. of Holdings	84
Benchmark	S&P 500 Index
IA Sector	IA North America
Pricing	Daily, 12 noon
ACD	Valu-Trac Inv. Management
Structure	UCITS III OEIC

## Fund Objective

To provide an attractive long-term return by investing primarily in equities in North America.

## Fund Performance



## Cumulative Performance (%)

	1 month	3 month	6 months	1 year	3 years	5 years	7 years	Since Launch
VT De Lisle America US\$	3.83%	-2.05%	3.67%	-10.33%	24.81%	49.61%	102.71%	200.09%
S&P 500 TR	1.87%	1.70%	6.08%	4.25%	46.05%	67.32%	138.97%	226.96%

## Discrete Performance (%)

	2019	2018	2017	2016	2015	2014	2013	2012	2011
VT De Lisle America US\$	15.38%	-20.44%	13.43%	31.95%	-2.09%	3.92%	42.96%	24.17%	1.79%
S&P 500 TR	20.55%	-4.75%	21.60%	12.89%	0.93%	14.04%	32.23%	16.00%	2.03%

Source: Data from daily valuations of the B GB£ share class, as at 1/10/19 and Market Close for the S&P500 TR as at 30/09/19.

Past performance is not a reliable indicator to future performance.

## Shareclass Information

Shareclass	B Shares Acc GBP (£)	B Shares Acc USD (\$)
Minimum Investment	£10	\$10
Initial Charge	2% (currently waived)	2% (currently waived)
Management Free	1%+£12,500(whole fund)	1%+£12,500(whole fund)
OFC	~1.15%	~1.15%
SEDOL	B3QF3G6	B4X7J42
ISIN	GB00B3QF3G69	GB00B4X7J424

## Ratios

	3yr	5yr	Since launch
Volatility	15.10	14.75	15.45
Alpha	-2.64	1.82	2.19
Beta	0.89	0.85	0.93
Sharpe ratio	0.26	0.71	0.78
Information Ratio	-0.43	-0.06	0.10

## Manager Commentary

In September the S&P500 TR rose by 1.72% and the Fund rose by 3.83% in a month which started with bonds at a peak after the extreme move into growth stocks in August. The bonds then corrected sharply until September 13th and rallied into month-end, reversing half their fall.

August had been another of those disastrous months of fears and bond price records, just as last December and, to a lesser extent, this March and May.

The difference was that this time, the fourth time that value had been crushed in just nine months, threw out some hyperbole. We could thus write that worldwide value had dived to a 44 year low relative to growth, \$17 trillion in debt had a negative yield at September 1st and prices being paid for shares which had perceived guaranteed earnings growth were higher than ever. Against this background it doesn't take much to make even the most committed momentum player go wobbly and the bond correction duly swung favour back to value. The more interesting part of the month has been the second half when bonds resumed their inexorable grind higher. We would have expected growth stocks to have reasserted themselves but the wobbliness continued and value has continued to marginally outperform through month-end.

With stocks it is in declines that you know them, and this relative strength is encouraging for our committed value portfolio. At this stage it is all straws in the wind and the reversal in our favour has not even been enough to climb back from August's fiasco, neither for ourselves nor for any of the value indices. All we can fairly say is the easy bet for growth and momentum since the start of 2017 is over. No matter how much further we climb to new bond market highs, extremes of relative stock valuations create doubt about simply pushing growth stock ratings to new highs too.

## Platform Availability

Hargreaves Lansdown	Standard Life
AJ Bell/Youinvest	Ascentric
Allfunds	Nucleus
Cofunds	Novia
Transact	Pershing Nexus
Alliance Trust	

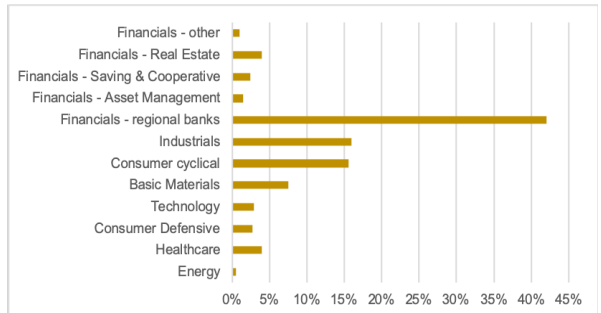
### Contact us:

Investor-relations@delislepartners.uk  
020 7074 3572

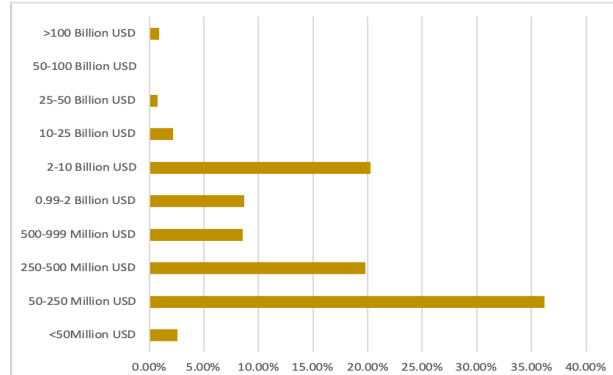
## Important Information

Issued by De Lisle Partners LLP, registered in England No.OC310994, authorised and regulated by the Financial Conduct Authority. The Authorised Corporate Director (ACD) is Valu-Trac Investment Management Limited(VT), registered in England No. 02428648. VT is authorised and regulated by the Financial Conduct Authority. The registered office of Valu-Trac Investment Management Ltd is Level 13, Broadgate Tower, 20 Primrose Street, London, EC2A 2EW; head office at Mains of Orton, Orton, Fochabers, Moray, Scotland IV32 7QE. The Fund qualifies as an undertaking for Collective Investment in Transferable Securities (UCITSIII). This document should not be construed as investment advice or an offer to invest in the Fund. Nor should its content be interpreted as investment or tax advice for which you should consult your independent financial adviser and/or accountant. The information and opinion it contains have been compiled or arrived at from sources believed to be reliable at the time and are given in good faith, but no representation is made as to their accuracy, completeness or correctness. Any opinion expressed in this document represents the views of De Lisle Partners at the time of preparation, but is subject to change. For professional use only. The value of an investment and the income from it can fall as well as rise as a result of market and currency fluctuations and you may not get back the amount originally invested. Past performance should not be viewed as a guide to future performance. Please read the Prospectus before making an investment.

## Section Allocation (%)



## Market Cap Breakdown (%)



## Top 10 Holdings (%)

F S Bancorp	9.69%
Townebank	4.82%
Steel Partners 6% Pref	4.24%
Johnson Outdoors	3.72%
Plumas Bancorp	2.61%
Marine Products	2.46%
Calavo Growers	2.23%
Vectrus	2.23%
UFP Technologies	2.13%
Crown Crafts	1.97%
<b>Total</b>	<b>36.10%</b>